

Cat Pattern

Making Words


Add **at** to make a word. Then say the word that you made.



1. c _____ 2. h _____ 3. r _____ 4. s _____ 5. b _____

Read the story. Then tell about the story by writing words on the line.


The Cat Sat




Pat is a cat.




Pat sat. Pat sat on a hat.




Pat sat. Pat sat on the TV.



Pat sat. Pat sat on Matt.



Pat sat. Pat sat on a rat.



Pat sat. Pat sat on a mat.

Pat is a _____. Pat _____ on a mat.

Mixed-up Words

Make a word by putting the letters in the right order.



1. tac _____



2. tha _____



3. bta _____



4. atr _____

Making a Sentence

Make a sentence by writing the words in order. Write on the line.

cat The on the mat sat.

Making a Sentence

Make a sentence by writing the words in order. Write on the line.

cat The on the mat sat.

Writing Time

Tell where you sat. Write on the line.

Cat Pattern

Making Words

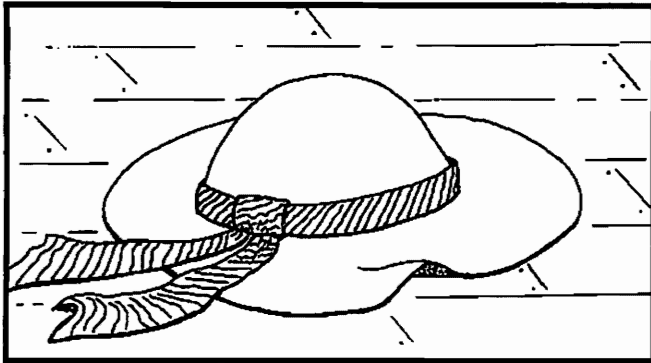


Add **c**, **r**, **h**, **s**, and **b** to make a word. Then say the word that you made.


1. ____ at 2. ____ at 3. ____ at 4. ____ at 5. ____ at

Read the story. Then retell the story by writing words on the lines.

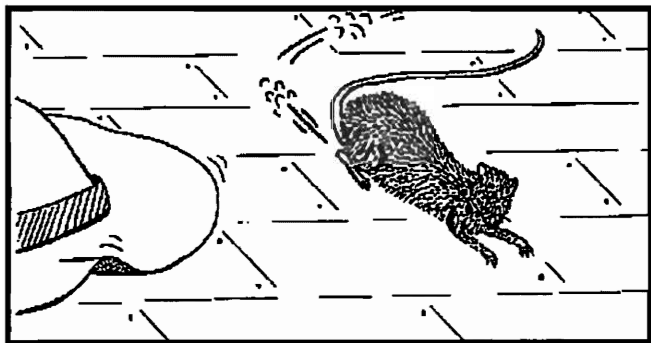
The Cat and the Rat




I see a hat.




I see a rat.




The rat ran.



The hat ran.



The hat is on a cat.



The cat ran.

The cat ran after the rat.

The hat is on a _____. The cat ran after the _____.

Mixed-up Words

Make a word by putting the letters in the right order.

1. tac _____



2. tha _____




3. bta _____



4. atr _____



5. bta _____



6. Pta _____



Picking Words

Make a line under the word that fits the sentence.

1. The cat (rat, sat) on the mat.
2. The cat (ran, rat).
3. The cat ran after the (mat, rat).
4. The (cat, fat) ran.
5. The hat is on a (cat, sat).

Making a Sentence

Make a sentence by writing the words in order. Write on the line.

cat The after rat the ran.

Make a sentence by writing the words in order. Write on the line.

cat The after rat the ran.

Writing Time

Tell about a cat. Write on the line.

A cat _____

Pan Pattern

Making Words



Add **at** to make a word. Then say the word that you made.

1. p_____ 2. r_____ 3. m_____ 4. c_____ 5. v_____


Read the story. Then tell about the story by writing words on the line.

Where Is Pat?




Where is Pat?

Where is that cat?




Pat is in a van.

Pat is in a tan van.



Pat ran into the tan van.




I see the tan van.



Pat ran into the tan van.




I see the tan van.



Is Pat in the van?

Pat is a cat



I see Pat.

Pat is in the tan van

Word Shapes

Fill in the boxes with the following words: **Dan**, **man**, **tan**, **van**. Put tall letters in tall boxes and short letters in short boxes.

1. A tan _____

--	--	--

2. A _____ van

--	--	--

3. Dan is a _____.

--	--	--

4. A man _____

--	--	--

Making a Sentence

Make a sentence by writing the words in order. Write on the line.

cat The van the is in.

_____.

Writing Time

What can you do? Tell what you can do. Write on the line.

I can _____.

Pan Pattern

Making Words




Add **p**, **c**, **m**, **t**, and **v** to make a word. Then say the word that you made.

1. _____ an 2. _____ an 3. _____ an 4. _____ an 5. _____ an

Read the story. Then tell about the story by writing words on the lines.

The Tan Van



The man has a van.

The man has a tan van.

Dan is in the tan van.

Jan is in the tan van.

Nan is in the tan van.

Ann is in the tan van.

Matt is in the tan van.

Nat is in the tan van.

Pat is in the tan van.

The man is in the tan van.

The man has a _____. The van is _____.

Mixed-Up Words

Make words by putting the letters in the right order.

1. mna _____



2. npa _____



3. nca _____



4. vna _____



5. fna _____



6. rna _____



Building Words

Build words by adding letters. Then say the words that you made.

1. Add **d** to **an**. an_____

2. Add **s** to **and**. _____and

3. Add **h** to **and**. _____and

Picking Words

Make a line under the word that fits the sentence.

1. The cat (ran, rat).
2. Pat is a (can, cat).
3. (Pan, Pat) is a cat.
4. Pat is a (fan, fat) cat.

Making a Sentence

Make a sentence by writing the words in order. Write on the line.


has a man tan van The.

_____.

Sad Pattern

Making Words

Add **ad** to make a word. Then say the word that you made.



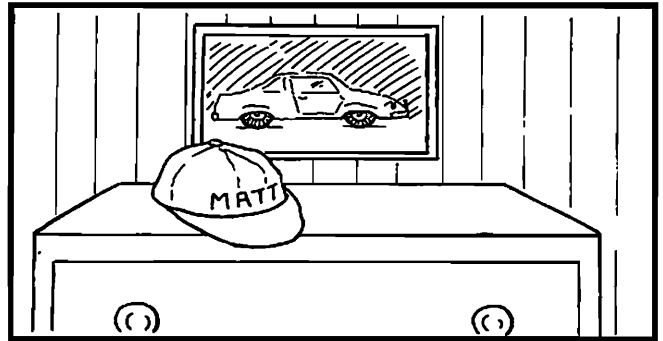
1. s_____ 2. b_____ 3. h_____ 4. d_____ 5. m_____

Read the story. Then tell the story by writing words on the lines.


No Hat




Matt is sad.




Matt had a hat.




Pat has Matt's hat. Pat is a cat.



Pat ran away with Matt's hat.



Matt ran after Pat.
Matt can not catch that cat.



Matt is mad at Pat.
"Bad cat ! Bad cat!"

Pat is a _____. Pat ran away with Matt's _____.

Pattern Puzzle

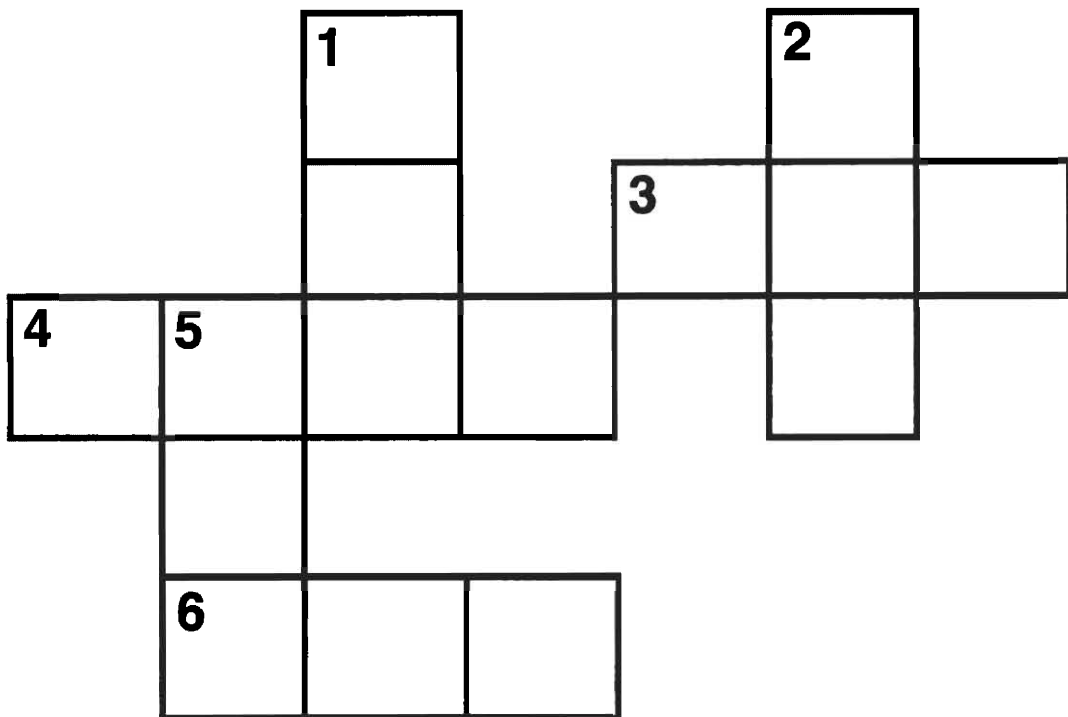
Use the clues below to help you fill in the puzzle boxes with these words: **add, bad, bat, dad, pat, rats.**

Across

3. A cat can be _____ .
4. Cats ran after the _____.
6. A mom and a _____

Down

1. A ball and a _____.
2. You can _____ a cat.
5. _____ 2 + 2.



Making a Sentence

Make a sentence by writing the words in order. Write on the line.

had a cat Matt bad.

Writing Time

What can you add? Tell what you can add. Write on the line.

I can add _____.

Sad Pattern

Making Words




Add **s**, **d**, **m**, **b**, and **gl** to make a word. Then say the word that you made.

1. _____ ad 2. _____ ad 3. _____ ad 4. _____ ad 5. _____ ad

Read the story. Then tell about the story by writing words on the lines.

Matt Is Sad



Matt is sad.

Matt had a cat.

Matt's cat is bad.

Matt's cat ran away.

Matt sees his cat.

Can you see Matt's cat?

Matt is not sad.

Matt is not mad.

Matt is glad.

Matt pats his cat.

Matt sees his _____. Matt is not mad. Matt is _____.

Mixed-Up Words

Make words by putting the letters in the right order.

1. sda _____



2. aht _____



3. nca _____



4. mna _____



5. tna _____



6. bta _____



Building Words

Build words by adding letters. Then say the words that you made.

1. Add **g** to **lad**. ___lad

2. Add **t** to **an**. an___

3. Add **s** to **and**. ___and

Picking Words

Make a line under the word that fits the sentence.

1. Matt (had, hat) a cat.
2. Pat is a (bad, bat) cat.
3. Matt is (mad, mat).
4. Matt sees (Pad, Pat).
5. Matt is not (sad, sat).

Making a Sentence

Make a sentence by writing the words in order. Write on the line.

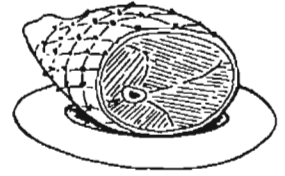
cat away ran The.

_____.

Ham Pattern

Making Words


Add **am** to make a word. Then say the word.




1. h _____ 2. S _____ 3. j _____ 4. P _____

Read the story. Then tell about the story by writing words on the line.


Pam




I am Pam. I am 7.




I like jam.



I like cats.



I like baseball bats.



I like vans that are tan.



What do you like?

Pam likes baseball

Pam likes vans that are

Pattern Puzzle

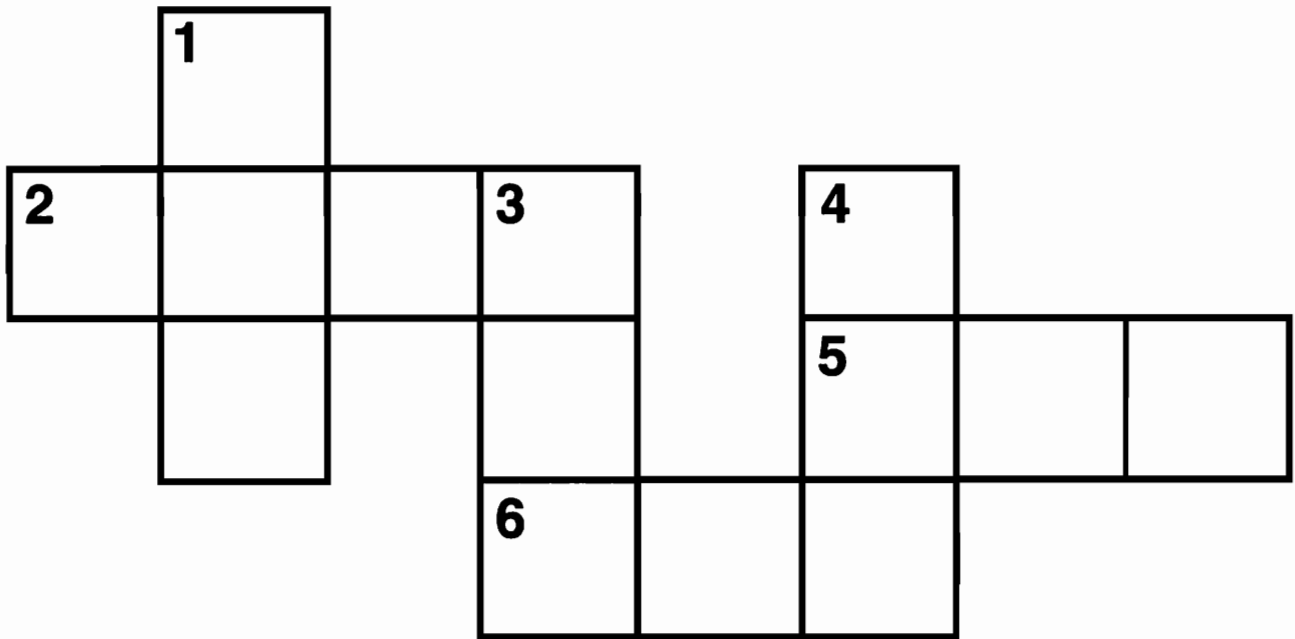
Use the clues below to help you fill in the puzzle boxes with these words: **and, hams, pan, van, Sam, man.**

Across

- 2. Are in the pans
- 5. A bat _____ a ball
- 6. The _____ has a tan van.

Down

- 1. The man has a tan _____.
- 3. A name
- 4. The ham is in the _____.



Making a Sentence

Make a sentence by writing the words in order. Write on the line.

Sam jam and like Pam.

_____.

Writing Time

Who are you? How old are you? Write on the lines.

I am _____.

I am _____ years old.

Map Pattern

Making Words


Add **ap** to make a word. Then say the word.



1. m _____ 2. c _____ 3. n _____ 4. l _____ 5. t _____

Read the story. Then tell the story by writing words on the lines.

Pat's Nap



Pat had a nap.

Pat had a nap in a hat.

Pat had a nap in Matt's hat.

Pat had a nap.

Pat had a nap in a cap.

Pat had a nap in Ann's cap.

Pat had a nap.

Pat had a nap in a van.

Pat had a nap in Dan's tan van.

Pat had a nap on a lap.

Pat had a nap on Dan's lap.

Pat is happy.

Pat is a happy cat.

Pat had a _____. Pat had a nap on Dan's _____.

Building Words

Build words by adding letters. Then say the words that you made.

1. Add **l** to **cap**. c_____ ap

2. Add **r** to **tap**. t_____ ap

3. Add **n** to **sap**. s_____ ap

Picking Words

Make a line under the word that fits the sentence.

1. Pat is a (cap, cat).

2. Pat had a (nap, nat).

3. Pat had a nap on a (map, mat).

Making a Sentence

Make a sentence by writing the words in order. Write on the line.

nap cat The a had .

Writing Time


Tell about a nap that you had. Write on the line.

I had a nap _____.

Flag Pattern

Making Words

Add **ag** to make a word. Then say the word that you made.



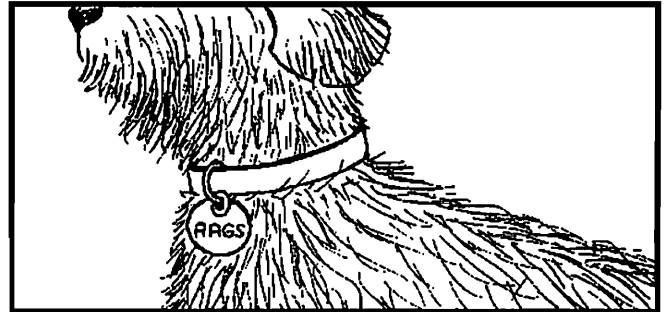
1. fl _____ 2. r _____ 3. b _____ 4. w _____ 5. t _____

Read the story. Then tell the story by writing words on the lines.


Rags




I like Rags. Rags likes me.




Rags has a name tag.




I am mad at Rags.
Rags is sad.



Rags is happy.
Rags wags his tail.



Rags sees me.
Rags wags his tail.



Rags is happy.
Rags likes me.

Rags has a name _____.

Rags wags his _____. Rags is _____.

Pattern Puzzle

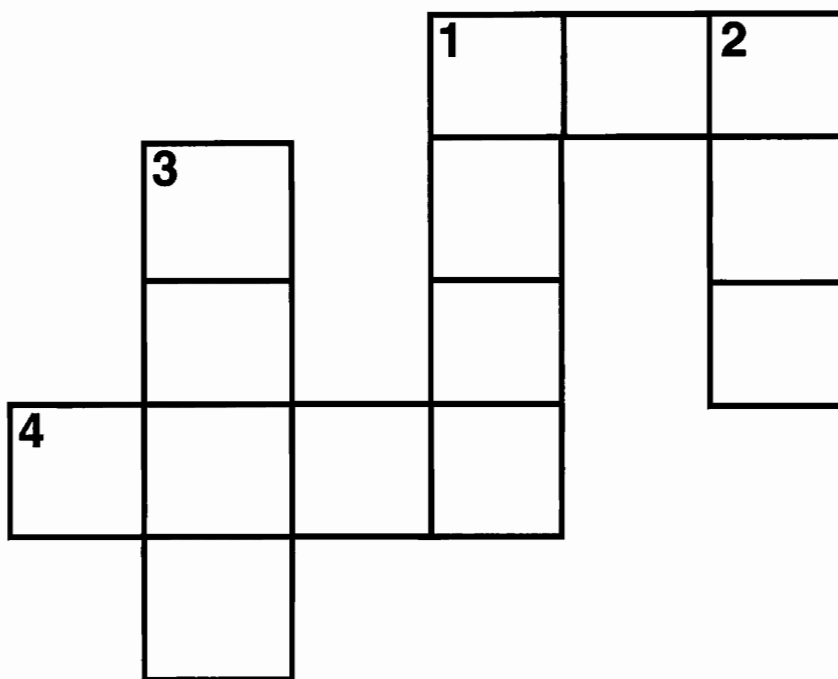
Use the clues to help you fill in the puzzle boxes with these words:
bags, bat, tag, flag, Rags.

Across

1. A ball and a _____
4. Name of a dog

Down

1. Can put cans in them
2. Put a name on this.
3. Can be red, white, and blue



Making a Sentence

Make a sentence by writing the words in order. Write on the line.

happy A dog tail wags his.

Writing Time

What makes you happy? Write on the line.

I am happy when _____.

Pattern Review: -at, -ad, -am, -an, -ag, -ap

Mixed-up Words

Make a word by putting the letters in the right order. The picture shows what the word is.

1. tca _____



2. mha _____



3. anp _____



4. abg _____



5. nav _____



6. nam _____



Building Words

Build words by adding letters. Then say the words that you made.

1. Add **t** to the end of **an**. _____

2. Add **s** at the end of **ant**. _____

3. Put **b** before **at**. _____

4. Add **ter** to **bat**. _____

Sorting

Put each word under the model word that it rhymes with: **hat, mad, can, bag, cap, ran, rat, am, had, nap, tag, man, Pam, bat, bad, tap, Sam, rag.**

sad

flag

ham

pan

cat

map

_____	_____	_____	_____	_____	_____
_____	_____	_____	_____	_____	_____
_____	_____	_____	_____	_____	_____

Hit Pattern

Making Words


Add **it** or **itt** to make a word. Then say the word.



1. h _____ 2. s _____ 3. m _____ 4. f _____

Read the story. Then tell the story by writing words on the lines.


At Bat



Ann is at bat.



"Hit the ball, Ann! Hit it!"




Ann hits the ball.



Matt can not catch the ball.



Dan can not catch it.




It is a hit!

Ann is at _____. Ann hits the _____.

Read the story. Then make words by writing **ad**, **ags**, **an**, or **ats** on the lines.

The Ball



Ann bats the ball.



We can not see the ball. We are sad. We can not play.



Rags has the ball. Rags wags his tail.



We are glad. We can play ball.

Ann b_____ the ball. R_____ has the ball. We are gl_____.

We c_____ play ball.

Secret Message

Write the words on the lines and read the secret message.

1. Take the **H** off **hat** and put in **P**. _____

2. Take the **b** off **bikes** and put **l**. _____

3. Take the **h** off **ham** and put in **j**. _____